

Aquatic Invasive Species Plan

Attachment D

California Department of Fish and Wildlife Aquatic Invasive Species Decontamination Protocol

Yuba River Development Project FERC Project No. 2246

September 2019

©2019, Yuba County Water Agency
All Rights Reserved



California Department of Fish and Wildlife Aquatic Invasive Species Decontamination Protocol

The California Department of Fish and Wildlife (CDFW) is committed to protecting the state's diverse fish, wildlife, and plant resources, and the habitats upon which they depend. Preventing the spread of aquatic invasive species (AIS) in both CDFW's activities, as well as those activities CDFW permits others to conduct is important to achieving this goal. The protocols outlined below are a mandatory condition of your CDFW authorization to work in aquatic habitats. They are intended to prevent the spread of AIS, including New Zealand mudsnail (*Potamopyrgus antipodarum*), quagga mussel (*Dreissena rostriformis bugensis*) and zebra mussel (*Dreissena polymorpha*). Information about New Zealand mudsnails and quagga and zebra mussels is summarized in Attachments A and B. For complete information on the threats of AIS and aids to their identification, please visit the Department's Invasive Species Program webpage at www.dfg.ca.gov/invasives or call (866) 440-9530.

Many AIS are difficult, if not impossible to see in the environment and can be unknowingly transported to new locations on equipment. Therefore, decontamination is necessary to prevent the spread of AIS between collection locations. Equipment shall be decontaminated between each use in different waterbodies. All equipment, including but not limited to, wading equipment, dive equipment, sampling equipment (e.g., water quality probes, nets, substrate samples, etc.), and watercraft, must be decontaminated using one or more of the protocols listed below. As an alternative to decontaminating on-site, you may wish to have separate equipment for each site and to decontaminate it all at the end of the day. Listed below are three options for equipment decontamination. Use your judgment and field sampling needs to select the method(s) that are appropriate for your equipment and schedule. **Because there are currently no molluscicides registered with the California Department of Pesticide Regulation that have been demonstrated to be effective for these three species, CDFW cannot recommend chemical decontamination.** If you would like training on implementing these protocols please contact the Invasive Species Hotline at (866) 440-9530 or e-mail invasives@wildlife.ca.gov

General field procedures to prevent the spread of AIS:

- If decontamination is not done on site, transport contaminated equipment in sealed plastic bags and keep separate from clean gear.
- When practical, in flowing water begin work upstream and work downstream. This avoids transporting AIS to non-infested upstream areas.
- For locations know to be infested with AIS, use dedicated equipment that is only used in infested waters. Store this equipment separately.

Equipment Decontamination Methods

Option 1: Dry

- Scrub gear with a stiff-bristled brush to remove all organisms. Thoroughly brush small crevices such as boot laces, seams, net corners, etc.
- Allow equipment to thoroughly dry (i.e., until there is complete absence of moisture), preferably in the sun. Keep dry for a minimum of 48 hours to ensure any organisms are desiccated.

Option 2: Hot water soak

- Scrub gear with a stiff-bristled brush to remove all organisms. Thoroughly brush small crevices such as boot laces, seams, net corners, etc.
- Immerse equipment in 140° F or hotter water. If necessary, weigh it down to ensure it remains immersed.
- Soak in 140° F or hotter water for a minimum of five minutes.

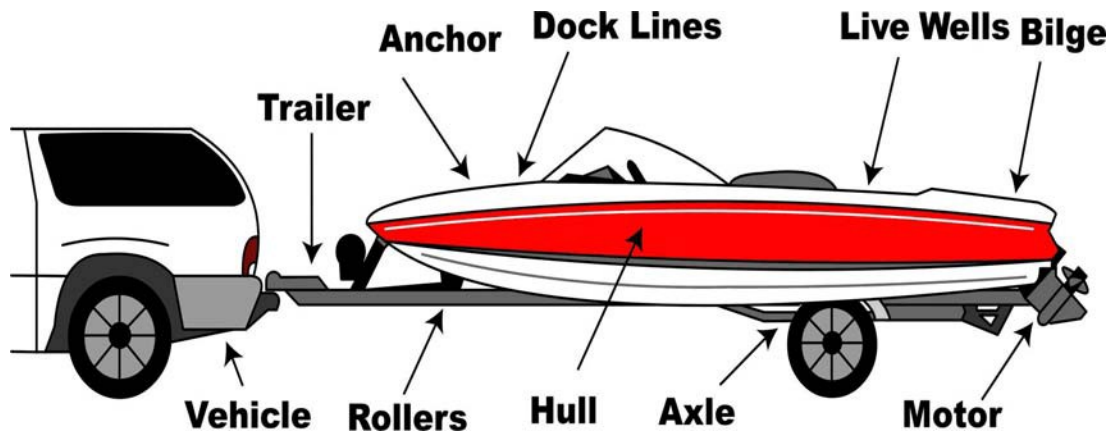
Option 3: Freeze

- Scrub gear with a stiff-bristled brush to remove all organisms. Thoroughly brush small crevices such as boot laces, seams, net corners, etc.
- Place in a freezer 32°F or colder for a minimum of eight hours.

Watercraft Decontamination

- Prior to leaving the launch area, remove all plants and mud from your watercraft, trailer, and equipment. Dispose of all material in the trash.
- Prior to leaving the launch area drain all water from your watercraft and dry all areas, including motor, motor cooling system, live wells, bilges, and lower end unit.
- Upon return to base facilities, pressure wash the watercraft and trailer with 140° F water*, including all of the boat equipment (i.e. ropes, anchors, etc.) that came into contact with the water.
- Flush the engine with 140° F water for at least 10 minutes and run 140° F water through the live wells, bilges, and all other areas that could contain water.

*To ensure 100% mortality the water needs to be 140° F at the point of contact or 155° F at the nozzle.



Reporting Aquatic Invasive Species

If you suspect you have found New Zealand mudsnail, quagga and zebra mussels, or other AIS, please immediately notify the CDFW Invasive Species Program at (866) 440-9530 or e-mail invasives@wildlife.ca.gov. Please provide your contact information, specific location of discovery, and digital photographs of the organisms (if possible).

New Zealand Mudsnail

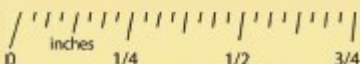
The threat posed by New Zealand mudsnails (NZMS):

- NZMS reproduce asexually therefore it only takes a single NZMS to colonize a new location.
- NZMS are prolific, and a single NZMS can give rise to 40 million snails in one year.
- Densities of over 750,000 NZMS per square meter have been documented.
- NZMS out-compete and replace native invertebrates that are the preferred foods of many fish species and alter the food web of streams and lakes.


Identifying NZMS:

- NZMS average 1/8 inch in length, but young snails may be as small as a grain of sand. Adults bear live young.
- See the photos, below, for assistance identifying NZMS. Expert identification will be necessary to confirm identification.

IDENTIFYING THE NEW ZEALAND MUDSNAIL



Size: A mature snail is usually less than 5 mm (.2 in) long. (Photo by Jane and Michael Liu.)




Shape: Shell is elongated and dextral (its whorls or spirals lean toward the right). Snail typically has between 5 to 6 whorls on its shell. (Photo by D. L. Gustafson, <http://www.esg.montana.edu/aim/mollusca/nzms>.)



1 whorl


Color: Most snails have a light- to dark-brown shell that may appear to be black when wet. (Photo by Jane and Michael Liu.)



Embryos: Upon dissection, mature snails will have brooded embryos. (Photo by D. L. Gustafson, <http://www.esg.montana.edu/aim/mollusca/nzms>.)



Operculum: The mudsnail operculum (a rounded plate that seals the mouth of the shell when the animal's body is inside) can be seen on live snails but is not easily visible on dead or preserved snails. (Photo by D. L. Gustafson, <http://www.esg.montana.edu/aim/mollusca/nzms>.)



NZMS Habitat:

- NZMS can live in most aquatic habitats, including silted river bottoms, clear mountain streams, reservoirs, lakes and estuaries.
- NZMS have a temperature tolerance of 32-77° F.
- NZMS can survive out of water for more than 25 days in cool, moist environments, and have been found over 40 feet from water.

Current known locations of NZMS in California can be found at <http://nas.er.usgs.gov/taxgroup/mollusks/newzealandmudsnaildistribution.aspx>

Attachment B

Quagga and Zebra Mussels

The threat posed by quagga and zebra mussels (Dreissenid mussels):

- Dreissenid mussels multiply quickly and out-compete other species for food and space.
- Their presence can alter food webs and alter environments, negatively affecting native and game fish species.
- Dreissenid mussels attach to hard and soft surfaces, and negatively impact water delivery systems, hydroelectric facilities, agriculture, recreational boating and fishing.
- Adults can survive up to 30 days out of water in cool, humid conditions.
- Produce microscopic larvae that can be unknowingly transported in water, including live-wells, bilges, and motors.

Identifying Dreissenid mussels:

- Typically the same size as a fingernail but can grow up to about 2 inches long.
- Variable, usually dark and light alternating stripes. May also be solid cream, brown, or black.

Dreissenid mussel habitat:

- Variable, including both hard and soft surfaces in freshwater.
- From surface depth to more than 400 feet in depth.



Current known locations of Dreissenid mussels in California can be found <http://nas.er.usgs.gov/taxgroup/mollusks/zebramussel/maps/CaliforniaDreissenaMap.jpg>