

**Technical Memorandum 3-7**

**Reservoir Fish Populations**

**Attachment 3-7B**

**Length-Frequency Tables by Reservoir and Species**

**Yuba River Development Project**

**FERC Project No. 2246**

September 2012

©2012, Yuba County Water Agency  
*All Rights Reserved*



**Table of Contents**

<b>Section No.</b>	<b>Description</b>	<b>Page No.</b>
1.0	Introduction.....	B-1
2.0	New Bullards Bar.....	B-1
3.0	Englebright Reservoir .....	B-7

**List of Figures**

<b>Figure No.</b>	<b>Description</b>	<b>Page No.</b>
2-1.	Length-frequency of bluegill ( <i>Lepomis macrochirus</i> ) collected by electrofishing and gillnet sampling at New Bullards Bar Reservoir during January and June, 2012.....	B-1
2-2.	Length-frequency of brown bullhead catfish ( <i>Ameiurus nebulosus</i> ) collected by electrofishing and gillnet sampling at New Bullards Bar Reservoir during January and June, 2012. ....	B-2
2-3.	Length-frequency of carp ( <i>Cyprinus carpio</i> ) collected by electrofishing and gillnet sampling at New Bullards Bar Reservoir during January and June, 2012. ....	B-2
2-4.	Length-frequency of green sunfish ( <i>Lepomis cyanellus</i> ) collected by electrofishing and gillnet sampling at New Bullards Bar Reservoir during January and June, 2012. ....	B-3
2-5.	Length-frequency of kokanee ( <i>Oncorhynchus nerka</i> ) collected by electrofishing and gillnet sampling at New Bullards Bar Reservoir during January and June, 2012.....	B-3
2-6.	Length-frequency of rainbow trout ( <i>Oncorhynchus mykiss</i> ) collected by electrofishing and gillnet sampling at New Bullards Bar Reservoir during January and June, 2012. ....	B-4
2-7.	Length-frequency of Sacramento pikeminnow ( <i>Ptychocheilus grandis</i> ) collected by electrofishing and gillnet sampling at New Bullards Bar Reservoir during January and June, 2012.....	B-4
2-8.	Length-frequency of Sacramento sucker ( <i>Catostomus occidentalis</i> ) collected by electrofishing and gillnet sampling at New Bullards Bar Reservoir during January and June, 2012. ....	B-5
2-9.	Length-frequency of spotted bass ( <i>Micropterus punctulatus</i> ) collected by electrofishing and gillnet sampling at New Bullards Bar Reservoir during January and June, 2012. ....	B-5
2-10.	Length-frequency of white catfish ( <i>Ameiurus catus</i> ) collected by electrofishing and gillnet sampling at New Bullards Bar Reservoir during January and June, 2012.....	B-6
2-11.	Length-frequency of white crappie ( <i>Pomoxis annularis</i> ) collected by electrofishing and gillnet sampling at New Bullards Bar Reservoir during January and June, 2012.....	B-6

**List of Figures**  
**Description**

<b>Figure No.</b>	<b>Description</b>	<b>Page No.</b>
3-1.	Length-frequency of bluegill ( <i>Lepomis macrochirus</i> ) collected by electrofishing and gillnet sampling at Englebright Reservoir during June, 2012.....	B-7
3-2.	Length-frequency of brown trout ( <i>Salmo trutta</i> ) collected by electrofishing and gillnet sampling at Englebright Reservoir during June, 2012.....	B-7
3-3.	Length-frequency of carp ( <i>Cyprinus carpio</i> ) collected by electrofishing and gillnet sampling at Englebright Reservoir during June, 2012.....	B-8
3-4.	Length-frequency of green sunfish ( <i>Lepomis cyanellus</i> ) collected by electrofishing and gillnet sampling at Englebright Reservoir during June, 2012.....	B-8
3-5.	Length-frequency of hardhead ( <i>Mylopharodon conocephalus</i> ) collected by electrofishing and gillnet sampling at Englebright Reservoir during June, 2012.....	B-9
3-6.	Length-frequency of rainbow trout ( <i>Oncorhynchus mykiss</i> ) collected by electrofishing and gillnet sampling at Englebright Reservoir during June, 2012.....	B-9
3-7.	Length-frequency of redear sunfish ( <i>Lepomis microlophus</i> ) collected by electrofishing and gillnet sampling at Englebright Reservoir during June, 2012.....	B-10
3-8.	Length-frequency of Sacramento pikeminnow ( <i>Ptychocheilus grandis</i> ) collected by electrofishing and gillnet sampling at Englebright Reservoir during June, 2012....	B-10
3-9.	Length-frequency of Sacramento sucker ( <i>Catostomus occidentalis</i> ) collected by electrofishing and gillnet sampling at Englebright Reservoir during June, 2012.....	B-11
3-10.	Length-frequency of smallmouth bass ( <i>Micropterus dolomieu</i> ) collected by electrofishing and gillnet sampling at Englebright Reservoir during June, 2012.....	B-11
3-11.	Length-frequency of spotted bass ( <i>Micropterus punctulatus</i> ) collected by electrofishing and gillnet sampling at Englebright Reservoir during June, 2012.....	B-12

## 1.0 Introduction

Length-frequency figures were created by species and events for all fish species collected. The data presented is from electrofishing and gill net sampling efforts combined by reservoir. Two sampling events occurred in New Bullards Bar Reservoir and one sampling event occurred in Englebright Reservoir.

## 2.0 New Bullards Bar

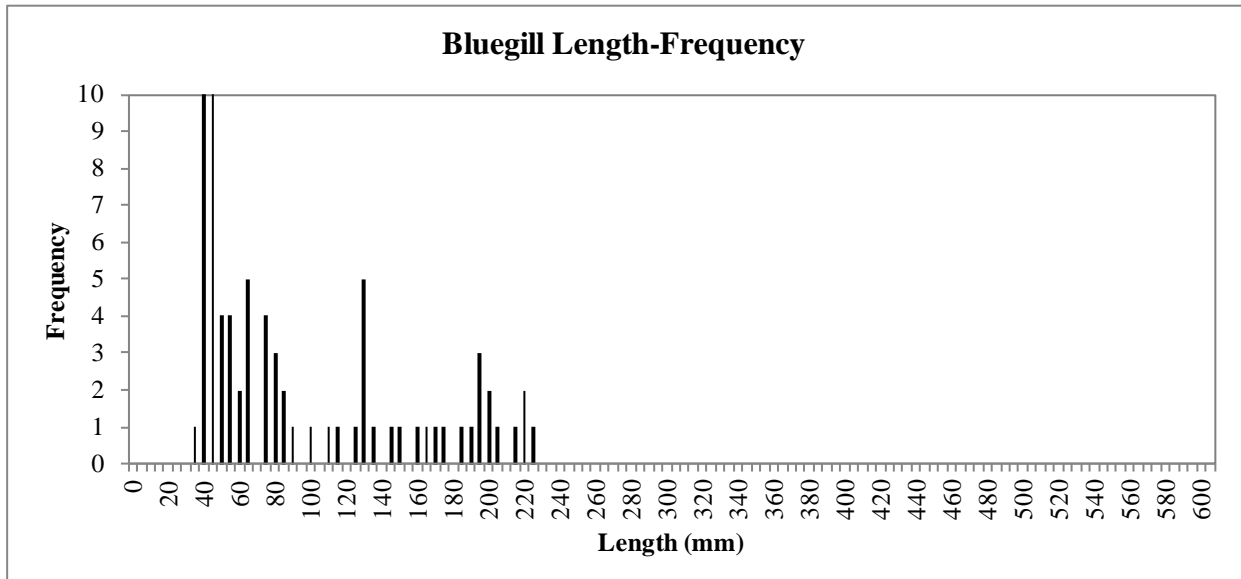
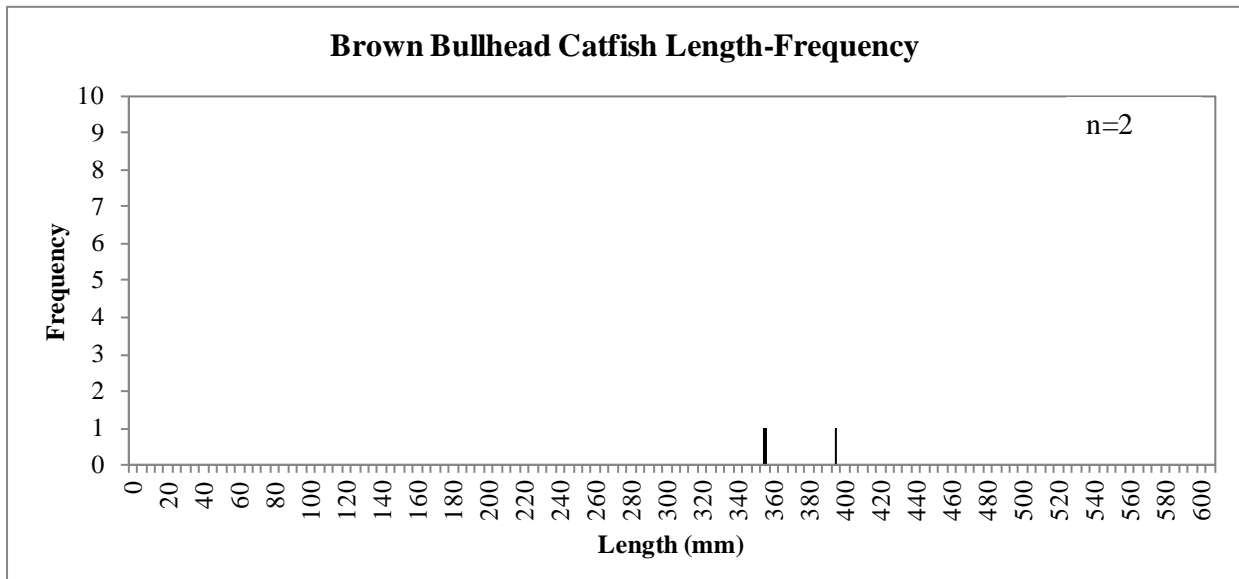
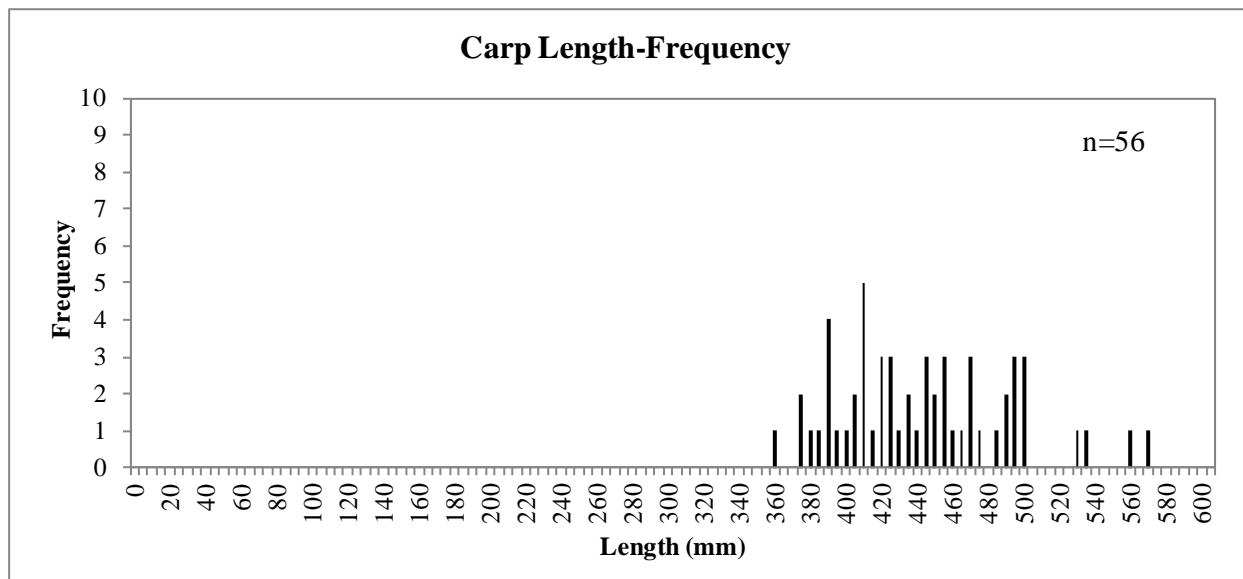


Figure 2-1. Length-frequency of bluegill (*Lepomis macrochirus*) collected by electrofishing and gillnet sampling at New Bullards Bar Reservoir during January and June, 2012.



**Figure 2-2. Length-frequency of brown bullhead catfish (*Ameiurus nebulosus*) collected by electrofishing and gillnet sampling at New Bullards Bar Reservoir during January and June, 2012.**



**Figure 2-3. Length-frequency of carp (*Cyprinus carpio*) collected by electrofishing and gillnet sampling at New Bullards Bar Reservoir during January and June, 2012.**

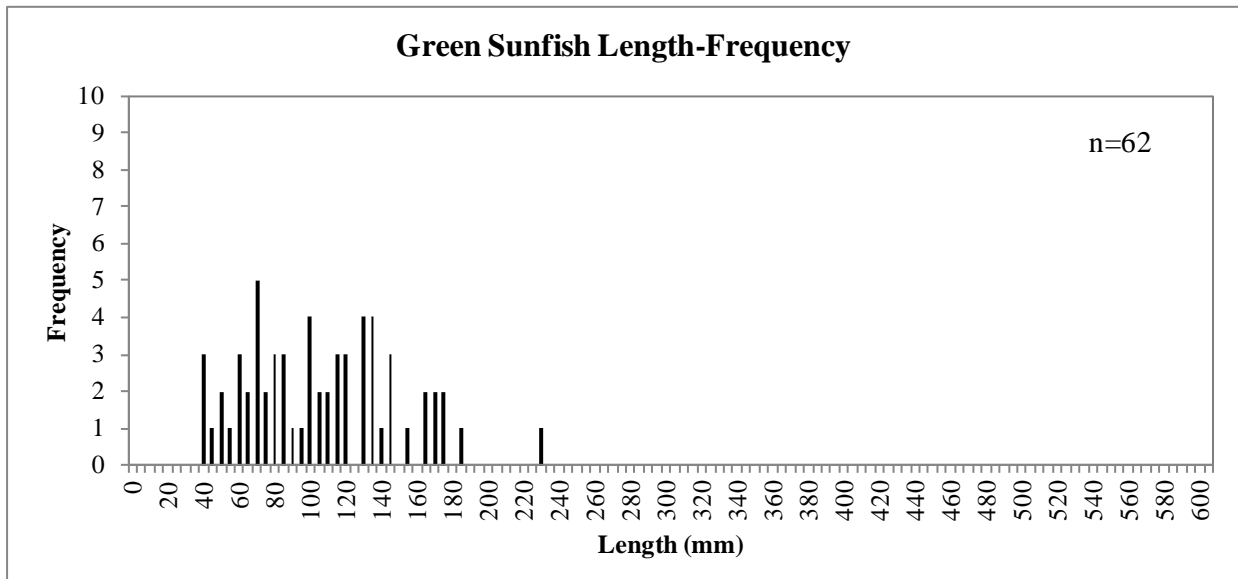


Figure 2-4. Length-frequency of green sunfish (*Lepomis cyanellus*) collected by electrofishing and gillnet sampling at New Bullards Bar Reservoir during January and June, 2012.

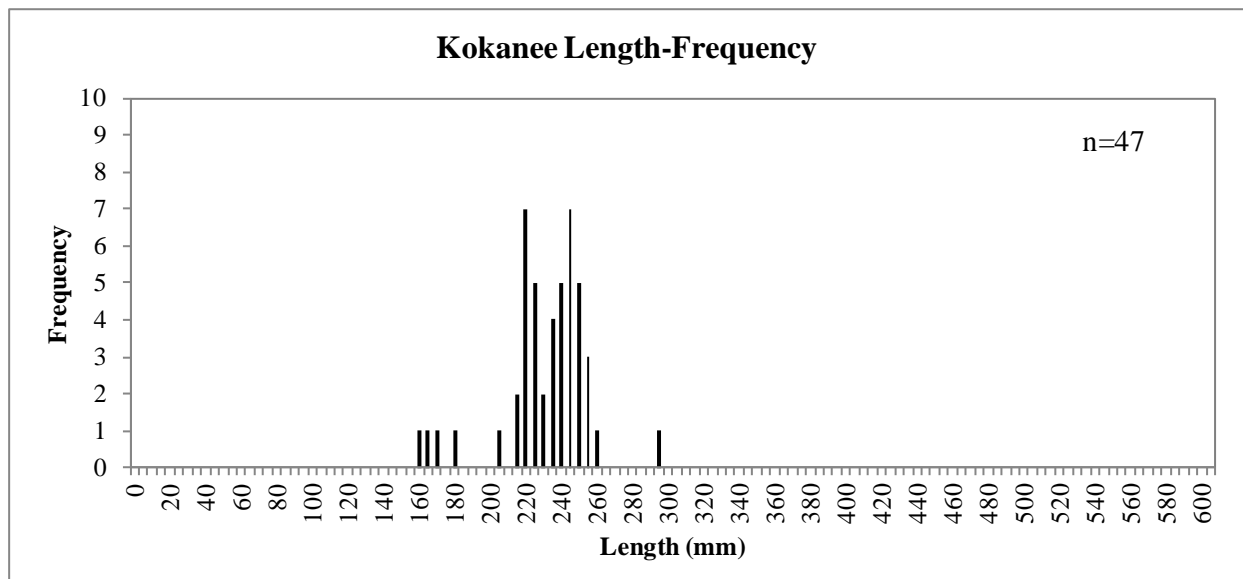
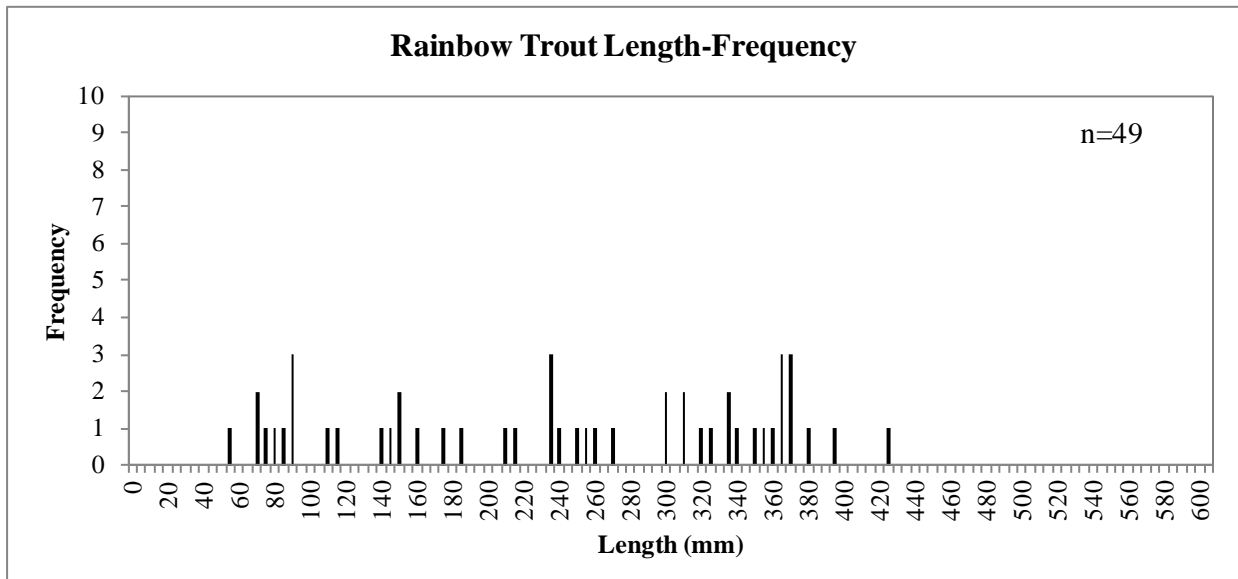
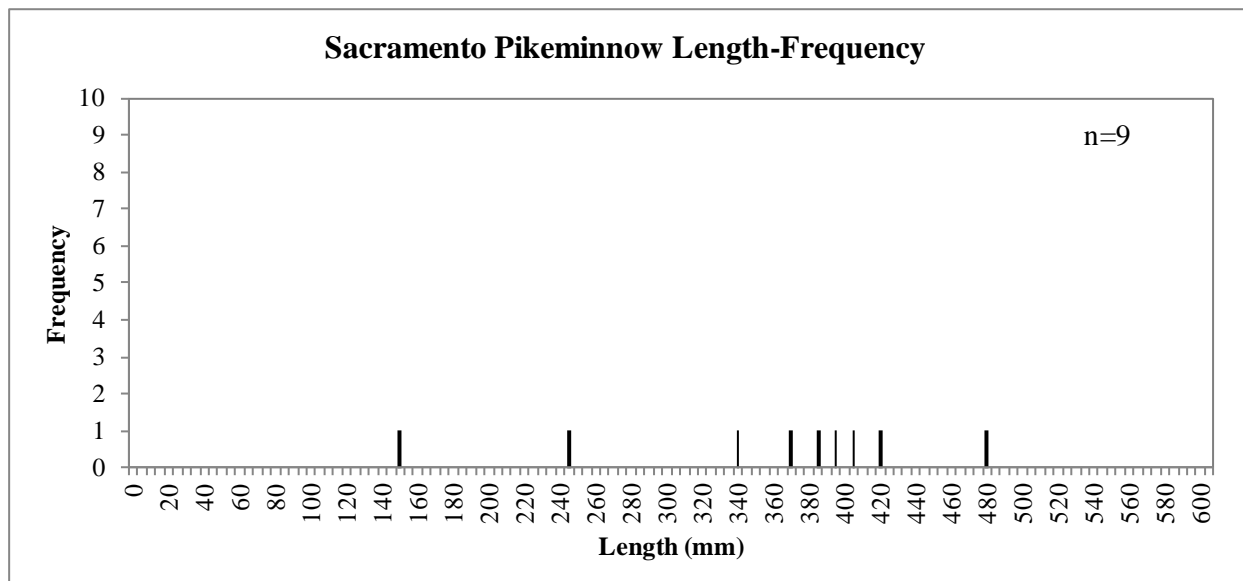


Figure 2-5. Length-frequency of kokanee (*Oncorhynchus nerka*) collected by electrofishing and gillnet sampling at New Bullards Bar Reservoir during January and June, 2012.



**Figure 2-6. Length-frequency of rainbow trout (*Oncorhynchus mykiss*) collected by electrofishing and gillnet sampling at New Bullards Bar Reservoir during January and June, 2012.**



**Figure 2-7. Length-frequency of Sacramento pikeminnow (*Ptychocheilus grandis*) collected by electrofishing and gillnet sampling at New Bullards Bar Reservoir during January and June, 2012.**

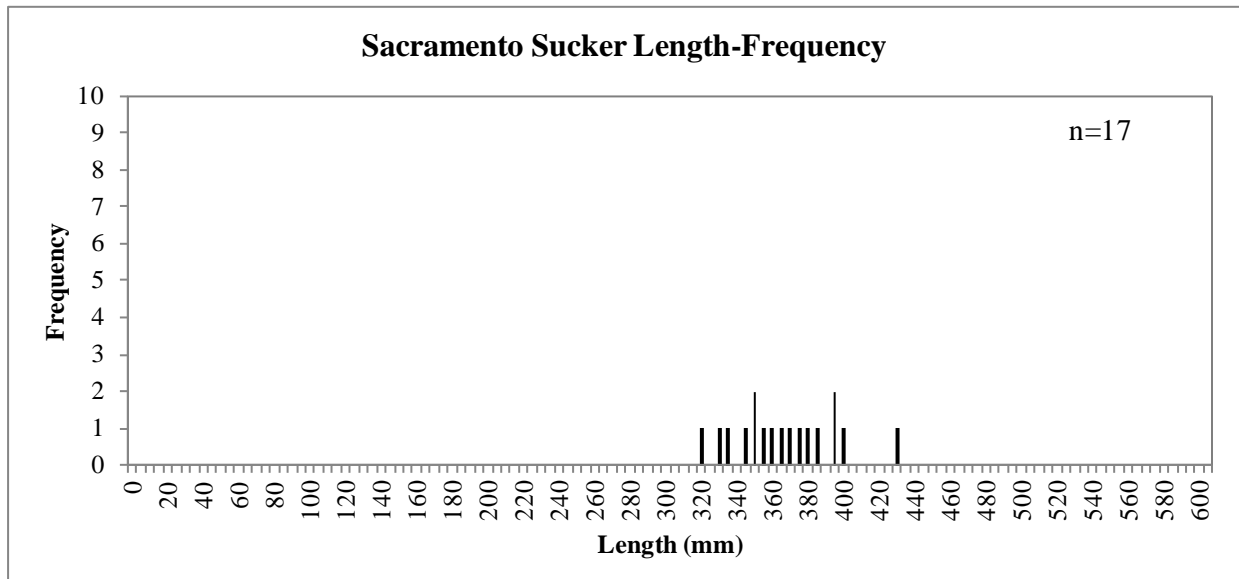


Figure 2-8. Length-frequency of Sacramento sucker (*Catostomus occidentalis*) collected by electrofishing and gillnet sampling at New Bullards Bar Reservoir during January and June, 2012.

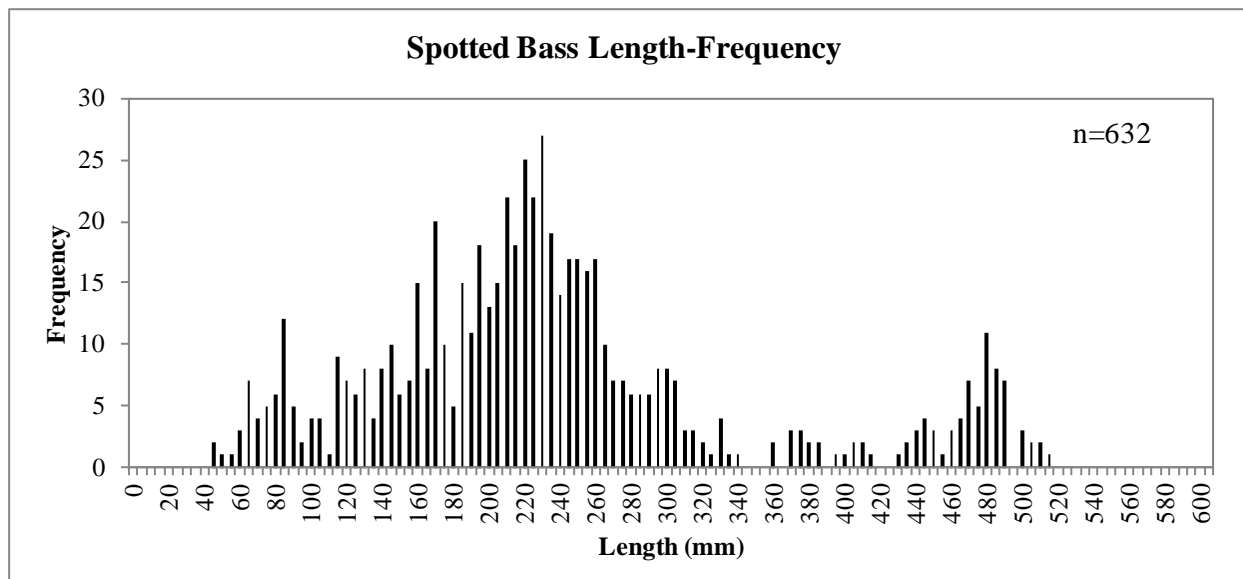


Figure 2-9. Length-frequency of spotted bass (*Micropterus punctulatus*) collected by electrofishing and gillnet sampling at New Bullards Bar Reservoir during January and June, 2012.

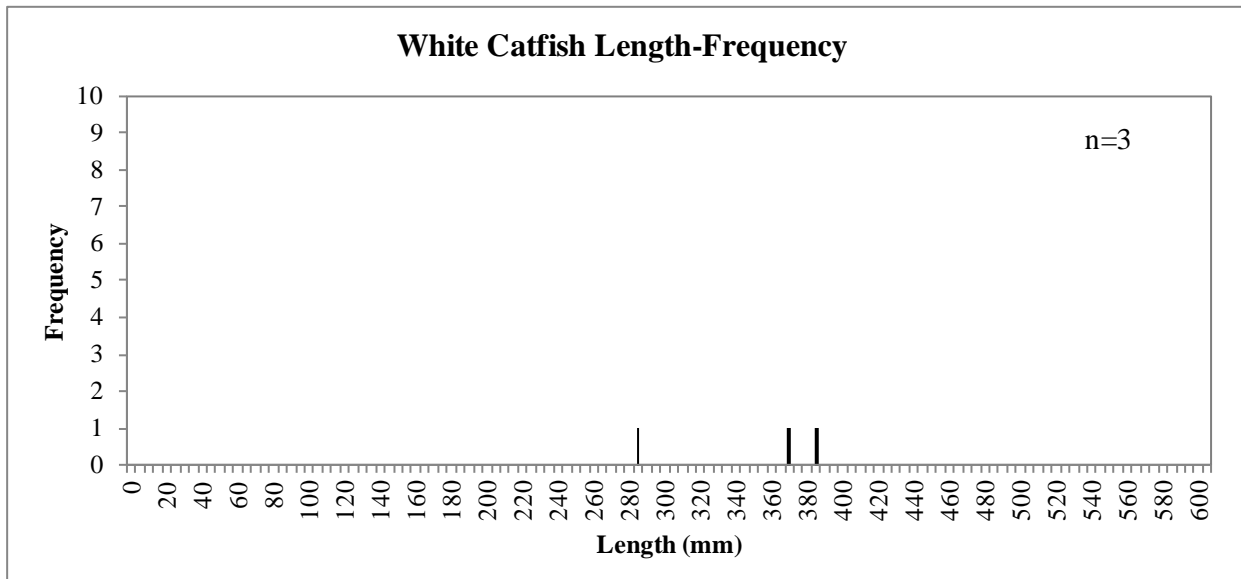


Figure 2-10. Length-frequency of white catfish (*Ameiurus catus*) collected by electrofishing and gillnet sampling at New Bullards Bar Reservoir during January and June, 2012.

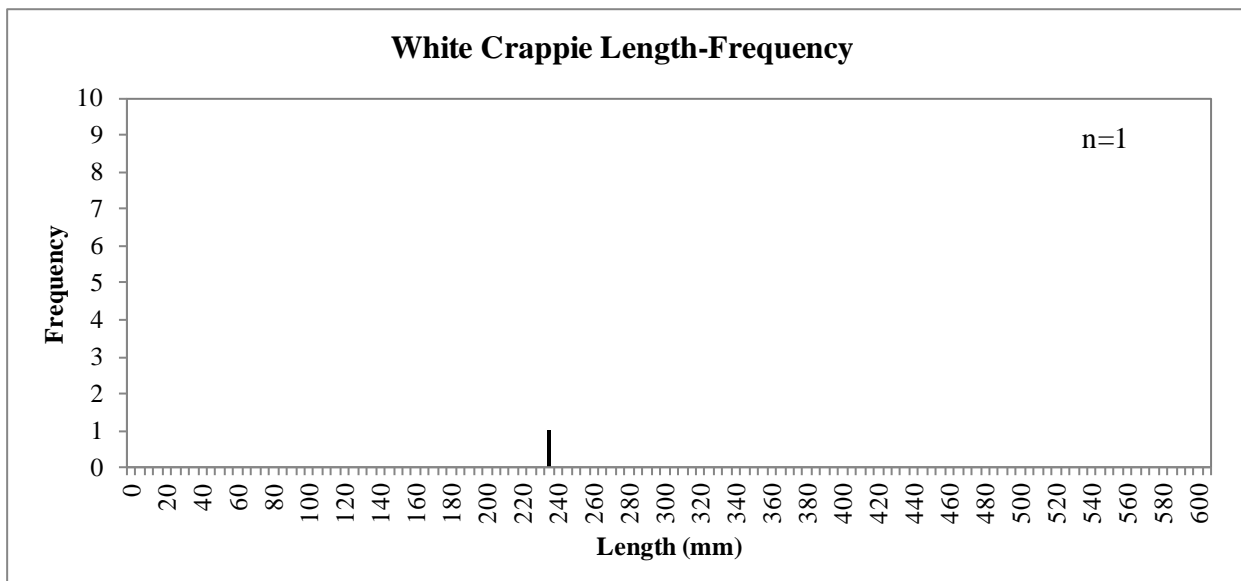
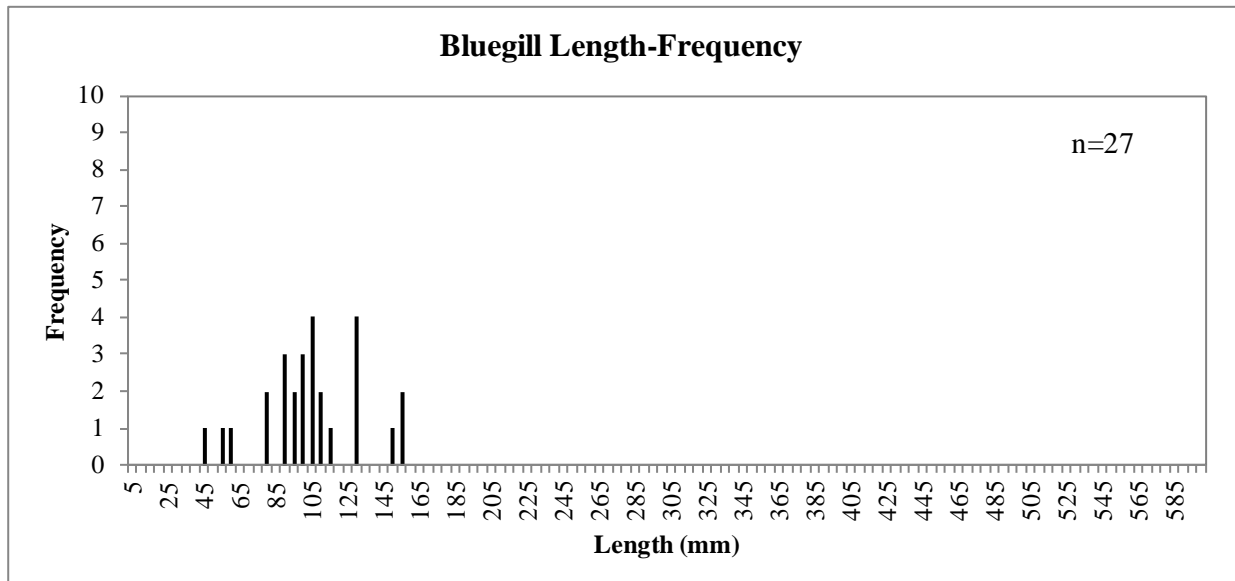
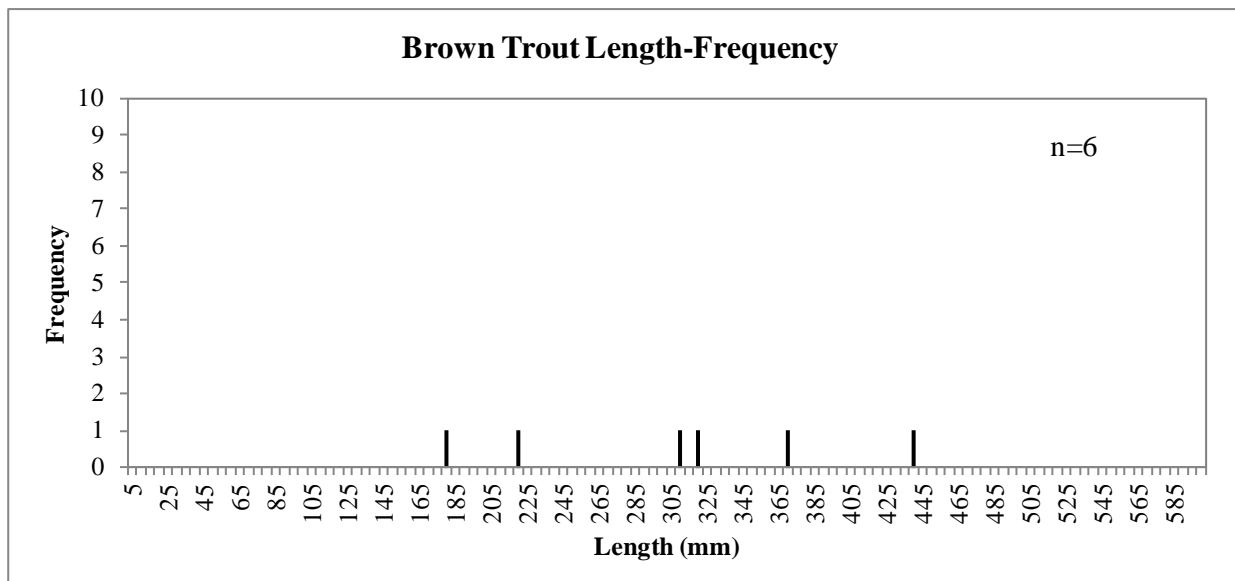


Figure 2-11. Length-frequency of white crappie (*Pomoxis annularis*) collected by electrofishing and gillnet sampling at New Bullards Bar Reservoir during January and June, 2012.

### 3.0 Englebright Reservoir



**Figure 3-1. Length-frequency of bluegill (*Lepomis macrochirus*) collected by electrofishing and gillnet sampling at Englebright Reservoir during June, 2012.**



**Figure 3-2. Length-frequency of brown trout (*Salmo trutta*) collected by electrofishing and gillnet sampling at Englebright Reservoir during June, 2012.**

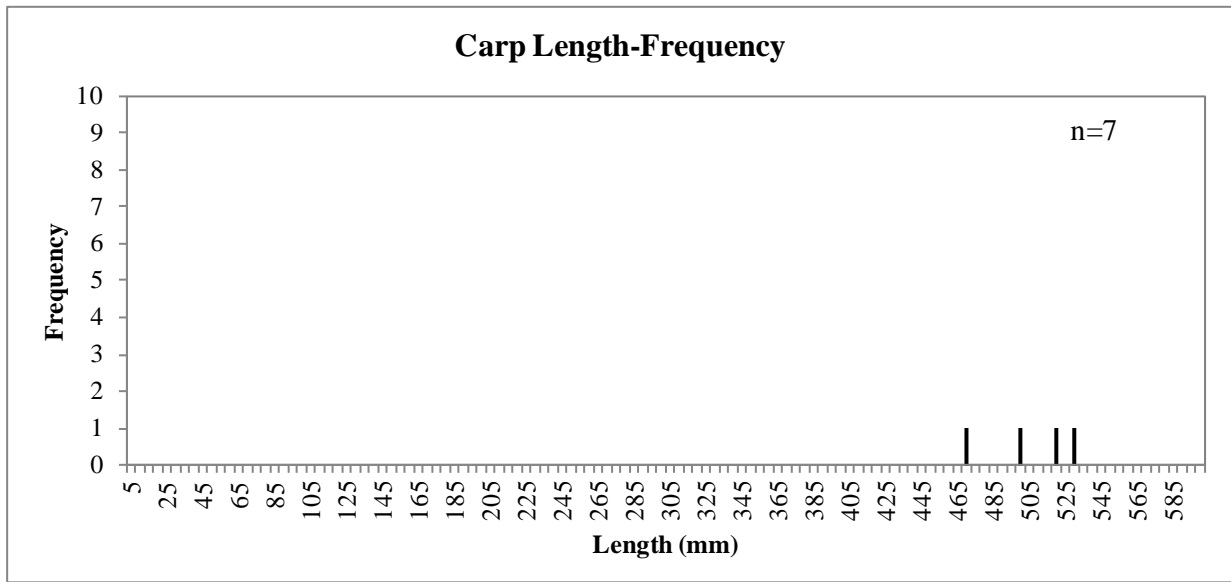


Figure 3-3. Length-frequency of carp (*Cyprinus carpio*) collected by electrofishing and gillnet sampling at Englebright Reservoir during June, 2012.

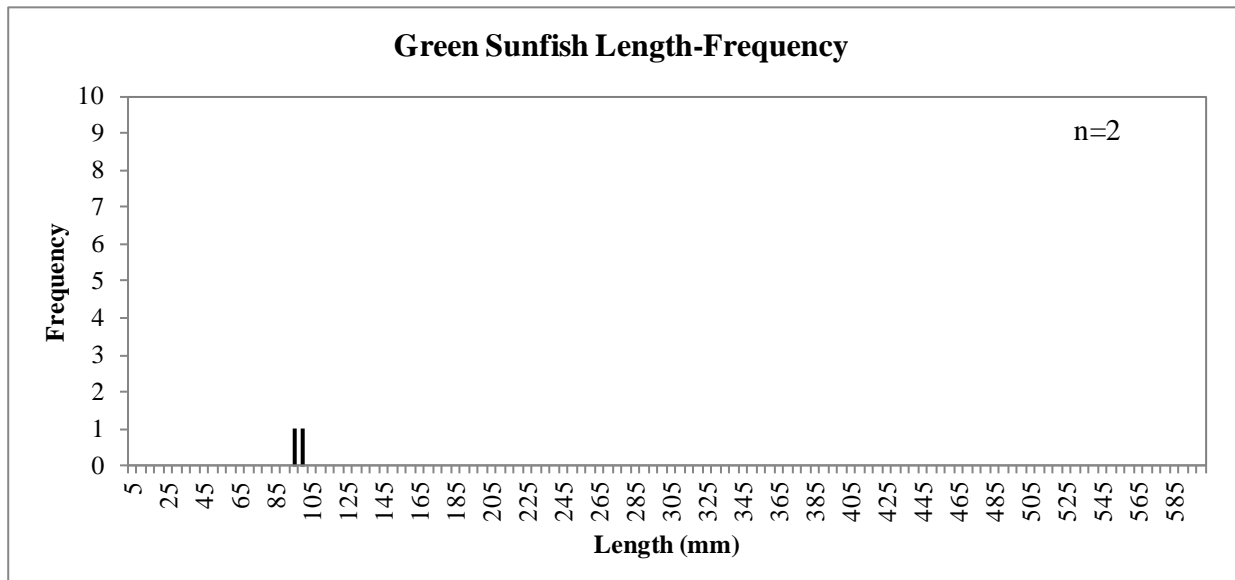


Figure 3-4. Length-frequency of green sunfish (*Lepomis cyanellus*) collected by electrofishing and gillnet sampling at Englebright Reservoir during June, 2012.

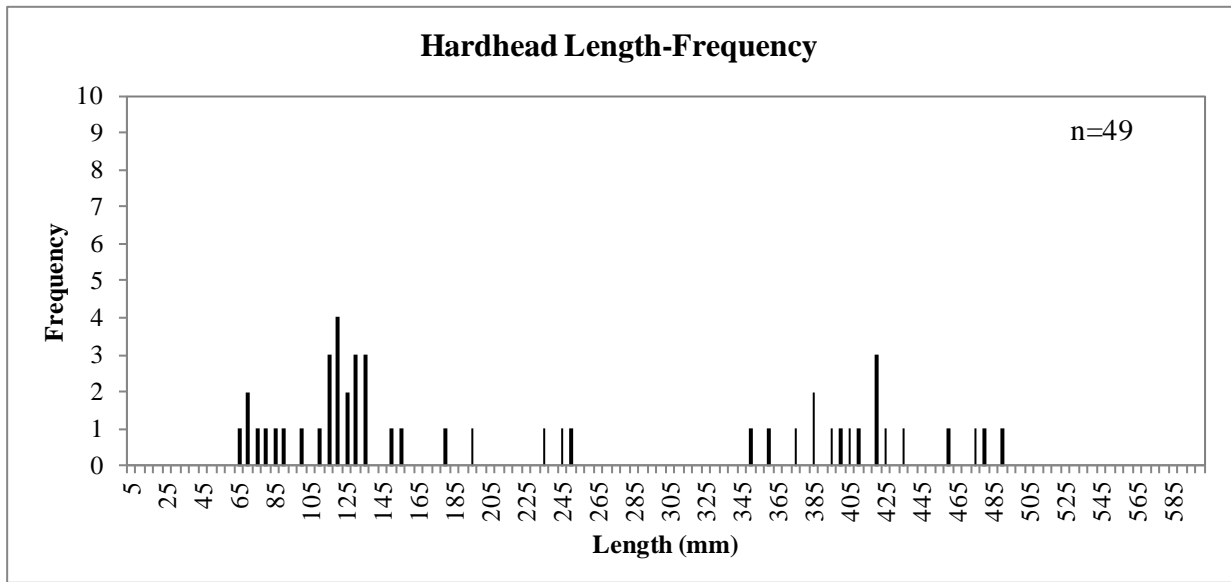


Figure 3-5. Length-frequency of hardhead (*Mylopharodon conocephalus*) collected by electrofishing and gillnet sampling at Englebright Reservoir during June, 2012.

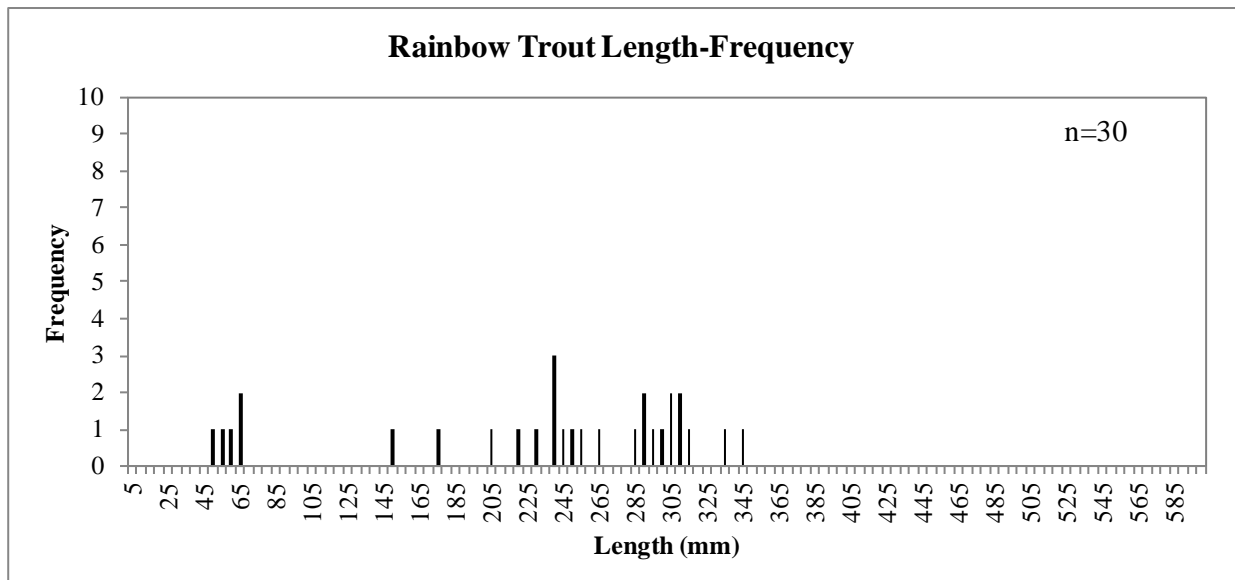


Figure 3-6. Length-frequency of rainbow trout (*Oncorhynchus mykiss*) collected by electrofishing and gillnet sampling at Englebright Reservoir during June, 2012.

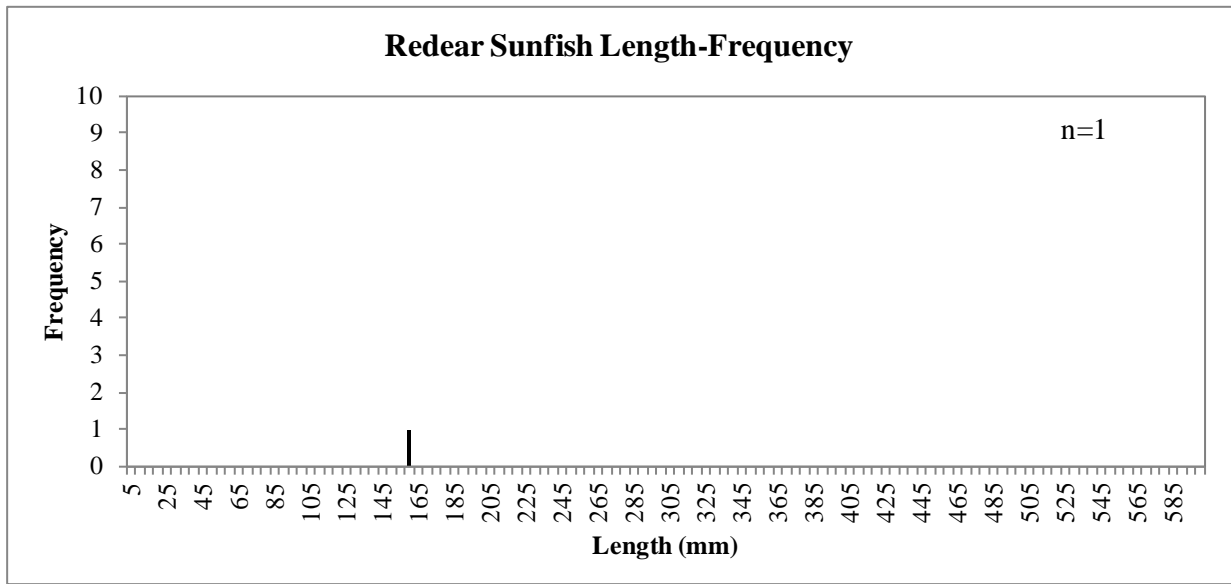


Figure 3-7. Length-frequency of reardear sunfish (*Lepomis microlophus*) collected by electrofishing and gillnet sampling at Englebright Reservoir during June, 2012.

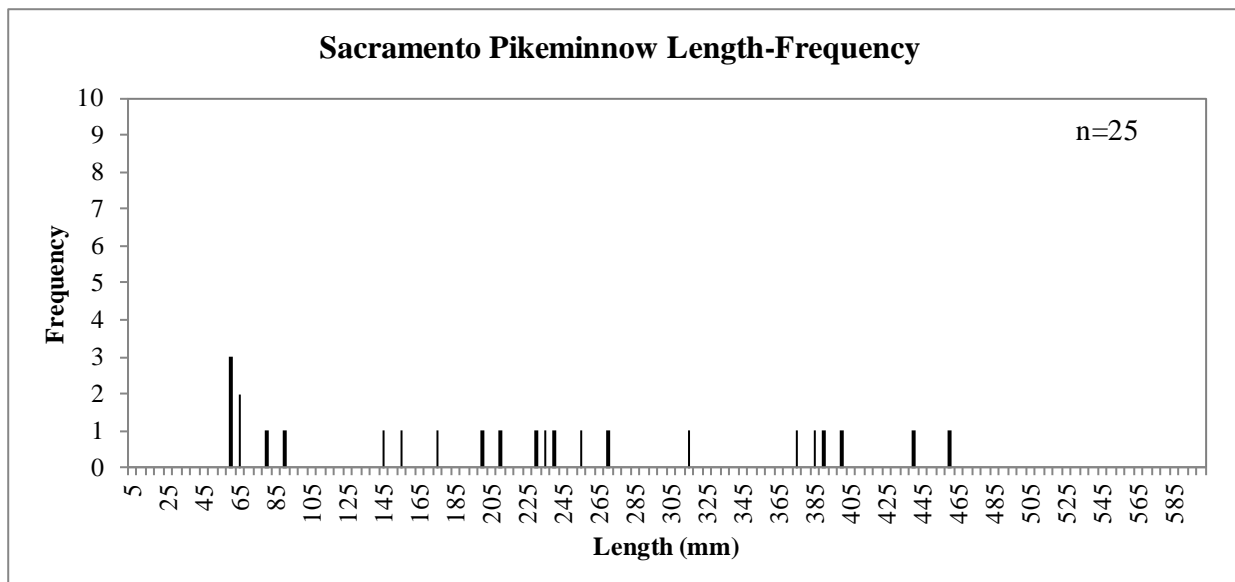


Figure 3-8. Length-frequency of Sacramento pikeminnow (*Ptychocheilus grandis*) collected by electrofishing and gillnet sampling at Englebright Reservoir during June, 2012.

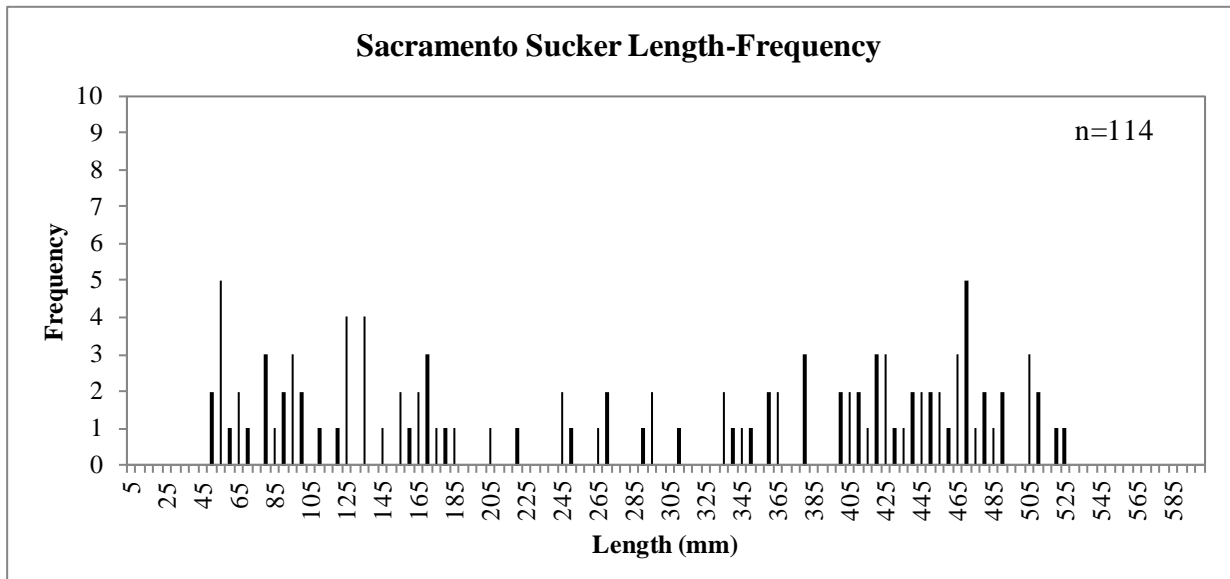


Figure 3-9. Length-frequency of Sacramento sucker (*Catostomus occidentalis*) collected by electrofishing and gillnet sampling at Englebright Reservoir during June, 2012.

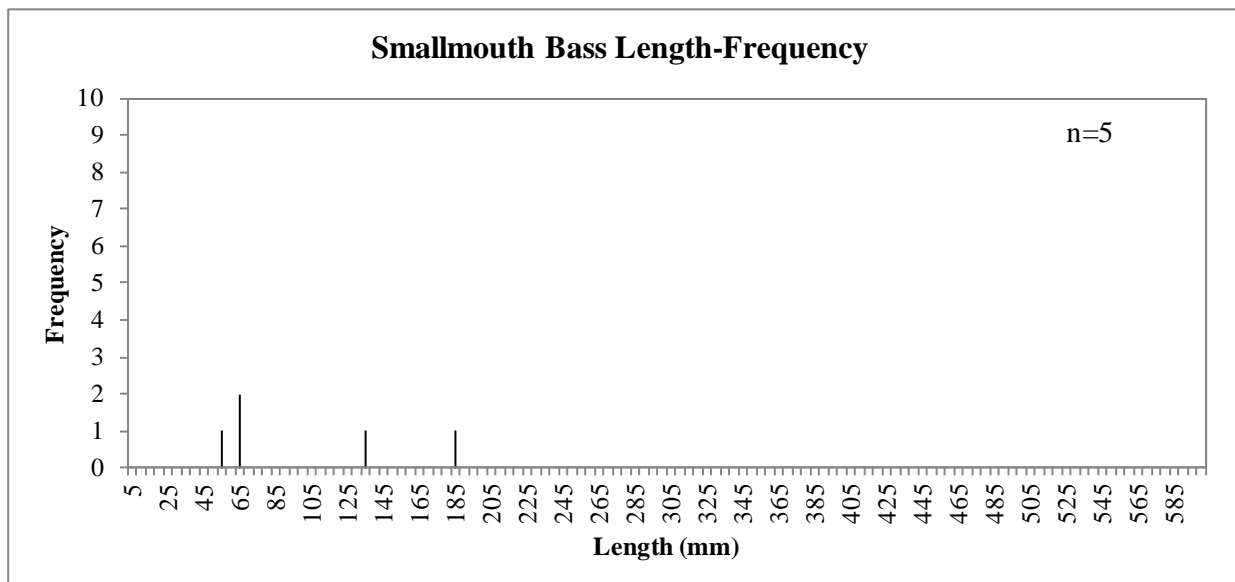
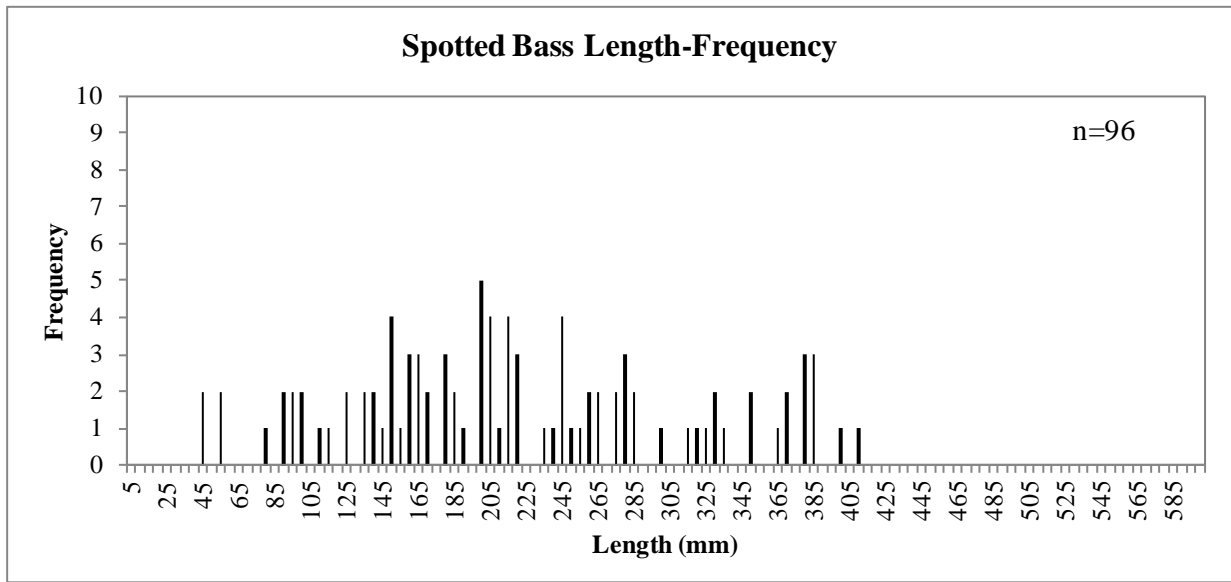


Figure 3-10. Length-frequency of smallmouth bass (*Micropterus dolomieu*) collected by electrofishing and gillnet sampling at Englebright Reservoir during June, 2012.



**Figure 3-11. Length-frequency of spotted bass (*Micropterus punctulatus*) collected by electrofishing and gillnet sampling at Englebright Reservoir during June, 2012.**